







<p>English – Reading</p> <p>This week's reading task is lesson one of the English PowerPoint.</p> 	<p>English - Writing</p> <p>This week's writing activities are on the English PowerPoint. This week we are looking at 'The Impossibly Possible Bookshop'</p> 	<p>English - Spelling</p> <p>Homophone revisit</p> <p>there their they're were where we're of off hour our are</p> <p>For your spellings this week, you will need to write them into sentences so that you are clear on when you would use each spelling accurately.</p>	<p>English – Grammar</p> <p>This week's grammar task is lesson 4 on the English PowerPoint.</p> <p>The focus is on Prepositions.</p> 	<p>Science</p> <p>This week we would like you to find out about Alexander Graham Bell.</p> <p>What can you find out about him? Who was he? Why is he famous?</p> <p>You can choose how you record what you find out. Could it be a poster, a fact file, a Power Point or a paragraph with headings?</p> <p>Here is a link to BBC video about him https://www.bbc.co.uk/teach/class-clips-video/true-stories-alexander-graham-bell/zf7gd6f</p> 
<p>Maths - Fluency</p> <p>Times Tables Rockstars.</p> <p>Assigned Mathletics:</p> <ul style="list-style-type: none"> Count the edges Count the faces How many vertices <p>White Rose Fractions Week 10</p>	<p>Maths - Problem Solving and Reasoning</p> <p>Assigned Mathletics:</p> <p>Faces, Edges and Vertices</p>	<p>History/Geography</p> <p>Rio De Janeiro is a well-known tourist attraction. Can you identify why people on holiday there and what activities they can take part in?</p>	<p>RE</p> <p>Jesus recognised the importance of true friendship towards everyone he met. He accepted everyone as his friend, regardless of whether they were looked upon by others as an outcast or sinner. E.g. his choice of his twelve apostles (a</p>	<p>PHSE</p> <p>Mental Health and Wellbeing</p> <p>Task 1</p> <p>You will need – A blank piece of paper and a timer.</p> <p>Set your timer to 1 minute. During the 1 minute, I would like you to write down as many emotions that you can think of.</p>

<p>Lesson 1 Draw Accurately</p> <p>Lesson 2 Recognise and Describe 2D shapes</p> <p>Lesson 3 Recognise and describe 3D shapes</p> <p>Lesson 4 Telling the time to 5 minutes</p> <p>Lesson 5 Challenges</p>			<p>tax collector, ‘uneducated’ fisherman etc.)</p> <p>Watch and listen to the story of Zaccheus https://www.bbc.co.uk/bitesize/clips/zq9jxnb</p> <p>Questions to consider –</p> <ul style="list-style-type: none"> • Why didn’t Zacchaeus have any friends? Do you think Zacchaeus was lonely? • Why did Zacchaeus have to climb a tree? Why did Jesus choose Zacchaeus to be his friend? <p>What makes someone a good friend? (<i>Loving, funny, helpful, caring, loyal, understanding, good listener, fun to be with, honest, giving, thoughtful, generous, reliable</i>). Sometimes we have disagreements with our friends and can fall out. As much as we need to focus on the importance of friendships, we also need to see the importance of mending friendships (reconciliation).</p> <p>Can you create a friendship game based on the game snakes and ladders?</p>	<p>You could do this with a sibling or a parent or even a friend on zoom. Who can create the longest list in 1 minute? You score 1 point for each emotion listed.</p> <p>Task 2 - Emotions Pyramid Draw a volcano on a separate piece of paper. Using your list of emotions, you are going to write your emotions on your volcano. You need to think about which emotions are the ‘biggest’ and which are the ‘smallest’. Write the ‘biggest’ emotions closer to the top of your volcano and the “smaller” emotions at the bottom of your volcano.</p> <p>Can you answer these questions based on these activities?</p> <ul style="list-style-type: none"> • What are some of the biggest emotions that you can have? • Why do you think I have asked you to write the big emotions at the top of the volcano? • If you have completed this with a parent or a sibling, did you all agree on where the emotions should be placed on the volcano?
---	--	---	---	---

			<p>Within your game, can you create ten things or scenarios that could break a friendship for the snakes, and ten things or scenarios which repair friendships for the ladders?</p> <p>postbox@bramhopeprimaryschool.co.uk</p> 	
<p>Computing</p> <p>E-Safety</p> <p>Follow this link to watch Kara and the Smart Crew episode 3</p> <p>This episode looks at gambling and clans with gaming online.</p> <p>https://www.childnet.com/resources/the-adventures-of-kara-winston-and-the-smart-crew/chapter3</p> <p>Hour of Code – Minecraft</p>	<p>Spanish</p> <p>Over the next 3 weeks, you are going to write sentences to describe your village; what it's got, what it hasn't got, where places are etc. Use the PPT to help with this task.</p>	<p>Music</p> <p>BBC Ten Pieces</p> <p>Florence Price</p> <p>LC: Can you compose a piece of Music?</p> <p>Read the musical terms. Watch the orchestral performance.</p> <p>https://www.bbc.co.uk/teach/ten-pieces/classical-music-florence-price-symphony-no1/z48rscw</p> <p>Activity: Use the attached worksheet to create a composition. The animal pictures all have different rhythms which match with their name.</p> <p>Fish – 1 beat note (crotchet) Frog – 2 beat note (minim) Tadpole – 1 beat note split into 2 notes (quavers)</p>	<p>Art/DT</p> <p>Shape Challenge</p> <p>I have given you a shape on a piece of paper. Your challenge, should you choose to accept it, is to make it into something. It is not your skill that's important here, but your imagination!</p> <p>You can either print out the provided sheet or draw it onto paper.</p>	<p>PE</p> <p>This week you should practise striking, can you develop an effective and consistent action to strike the ball?</p> <p>Remember to use the skills from the last two weeks to warm up.</p> <p>https://youtu.be/AfYM6RZUERg</p>

Using block programming, follow the instructions to create the different Minecraft worlds. https://code.org/minecraft				
--	--	--	--	--

Whole School Writing Project

Please see the school website for information on **Awesome Animals**. This is a 3 week, **whole school writing project** (finishing on 3rd July). During the project, pupils will learn to write a page for an information book about animals. We will then be creating a gigantic book of animal facts for everyone to enjoy. Finally, pupils will help create a quiz which they and all their friends can take part in. Don't worry if you haven't started yet. There is still plenty of time to join in.