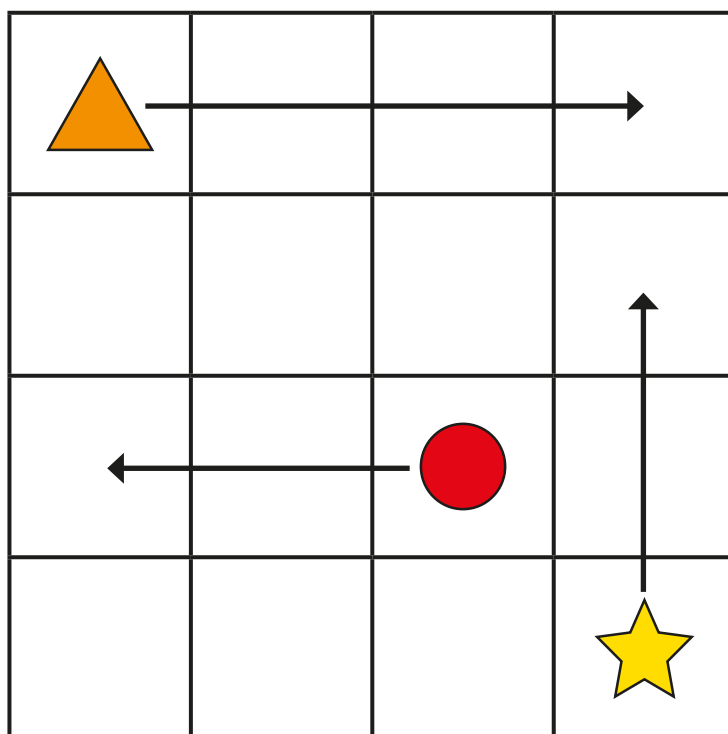


# Describing movement

- 1 The arrows show where the shapes are moving to on the grid.



Use the word bank to help you complete the sentences.

up

left

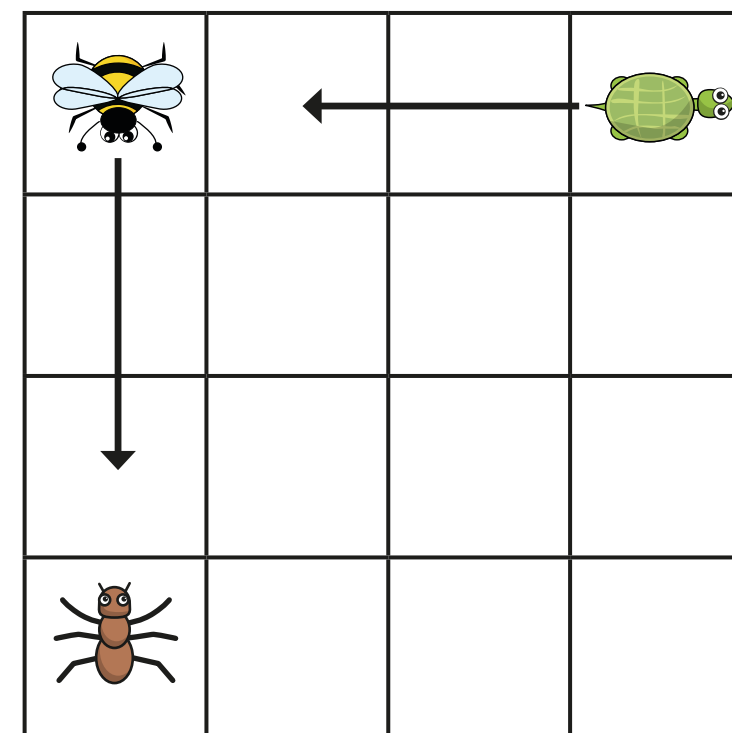
right

The triangle is moving  squares \_\_\_\_\_.

The star is moving  squares \_\_\_\_\_.

The circle is moving  squares \_\_\_\_\_.

- 2 The arrows show where the animals are moving to on the grid.



- a) Use the word bank to help you complete the sentences.

backwards

forwards




The bee is moving  squares \_\_\_\_\_.

The tortoise is moving  squares \_\_\_\_\_.

- b) Draw an arrow to show the ant moving 3 squares to the right.

- c) Does it matter which way the animals are facing?


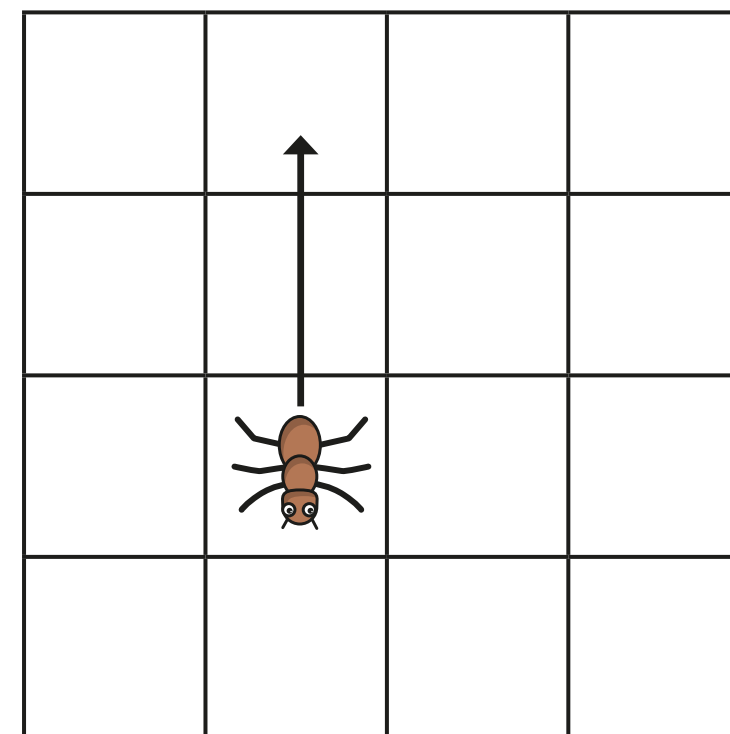
- 3 Annie, Teddy and Amir are moving on a grid.

 Teddy		cinema	school
 Annie			
 Amir		park	shop

- a) Draw an arrow to show Amir moving 2 squares forwards.  
Where does Amir end up? \_\_\_\_\_
- b) Draw arrows to show Annie moving 3 squares forwards and 2 squares left.  
Where does she end up? \_\_\_\_\_
- c) Teddy needs to get to the shop.  
How could he get there?



- 4 Whitney and Tommy are describing movement.



Whitney

The ant is moving 2 squares up.

The ant is moving 2 squares backwards.



Tommy

Who do you agree with? \_\_\_\_\_  
Talk about it with a partner.

