

**English –Reading**

This week, a lot of our English tasks will involve reading and re-reading '*The Day the Crayon Quit*' and using our various reading skills.

A copy of the text is attached in a separate PowerPoint.

After you have read the book (some of you will already be familiar with this story!) write a **Book Review**. Maybe a video review might be your preferred style!

A couple of templates have been attached to support you but there are many varieties online or you may wish to create your own.

We'd love to see your book review ideas at the PostBox!



[postbox@bramhopeprimaryschool.co.uk](mailto:postbox@bramhopeprimaryschool.co.uk)


**Extension:** Can you write your own version of a blurb using the support of your book review. Remember a blurb needs to entice someone to read the book without giving too much away!

**English – Writing**

Before completing any of the English tasks, you will need to read '*The Day the Crayon Quit*'.

There is an *attached PowerPoint* with the story and also a video link on the PowerPoint to support.

This week's lessons are presented in a *separate PowerPoint* with a range of activities linked to the text including emotions and feelings.

**English - Spelling**

Please revise Autumn 1 & Autumn 2 Common Exception Words.  
(See attached Spelling & Grammar sheet).

**English – SPaG**

**Grammar Activity:** Nouns and Verbs.

Nouns: A name for a person, place or thing (object).

<https://www.bbc.co.uk/bitesize/topics/zrqqtfr/article/s/zpd8ng8>

Verbs: A doing word. It is a word that describes action and tells us that something is happening.

<https://www.bbc.co.uk/bitesize/topics/zrqqtfr/article/s/zpxhdxs>

Draw three common nouns and write what they are. Complete the sentences using a common noun. Write down 10 verbs.

**(Please see worksheet attached).**


**Science**

**How does Exercise affect our Heart Rate?**


This week we will be learning about how exercise affects our heart rate and other changes in our body during exercise.

Please read through the PowerPoint but '**stop**' at the stop slide in order to carry out the investigation before seeing some of the anticipated results.

**Activity:** Carry out the 'Exercise and Heart Rate' investigation. The instructions are on the PowerPoint and there is an investigation and results sheet also attached.

				
<p><b>Maths -Fluency</b></p> <p><b>Mathletics: Revisit</b> two assigned tasks:</p> <ul style="list-style-type: none"> <li>• Left or Right?</li> <li>• Following Directions</li> </ul> <p>These need to be completed before you can access others.</p> <p><b>TT Rock Stars Continue 10x 2x 5x 3x 4x</b></p>	<p><b>Maths – Problem Solving and Reasoning</b></p> <p>White Rose Home Learning Summer Term Week 9: Please note we will be covering the <b>alternative lessons</b> this week for lesson 1-3 (details attached)</p> <p><a href="https://whiterosemaths.com/homelearning/year-2/">https://whiterosemaths.com/homelearning/year-2/</a></p> <p>Lesson 1: Describing movement Lesson 2: Describing turns Lesson 3: Describing movement &amp; turns Lesson 4: Compare Mass</p> <p><b>NB: The worksheets sheets for each lesson are uploaded with this week's resources. NB There are no answer sheets for lessons 1-3.</b></p>	<p><b>Geography</b> <b>LC: Can you recognise compass points and directions?</b> <a href="https://www.bbc.co.uk/bitesize/topics/zvsfr82/articles/zdk46v4">https://www.bbc.co.uk/bitesize/topics/zvsfr82/articles/zdk46v4</a></p> <p><b><u>Clockwise and Anti Clockwise</u></b> When something moves in a clockwise direction, it is moving in the same direction as the hands on the clock.</p> <p>When something moves in an anti-clockwise direction, it is moving in the opposite direction.</p> <p>To follow directions on a map, you need to know where North, East, South and West are. On most maps, North points towards the top of the map. To help us with direction, we need to use a compass.</p> <p><b>Activity:</b> Using the image at the top of the worksheet, answer the</p>	<p><b>RE</b> <b>L.C. Can we see things from a different angle?</b> (people have different ideas about right /wrong)</p> <p>As a family, write lists of things that could be right or wrong e.g. put your shoes away, bedtime is 8pm, don't pick flowers. Have a go at sorting a different family member's list into right/wrong and discuss why.</p>	<p><b>PHSE</b> This week, linked to keeping healthy and preventing the spread of germs, we are looking at <b>Personal Hygiene.</b></p> <p>What do you think <b>'Personal Hygiene'</b> means?</p> <p>Take a look at the attached PowerPoint.</p> <p>Do you think you brush your teeth for 2 minutes twice a day? Use these links to check!</p> <p><a href="https://www.youtube.com/watch?v=O4wDITXrvrc">https://www.youtube.com/watch?v=O4wDITXrvrc</a></p> <p><a href="https://www.youtube.com/watch?v=3N8YZU7-bRA">https://www.youtube.com/watch?v=3N8YZU7-bRA</a></p>

		<p>questions about where the places are located. Use the compass to help you.</p> <p><b>Extension activity:</b> Compass directions – North East, South East, South West and North West.</p> <p><i>(Please see attached PowerPoint and worksheets).</i></p>		
<p><b>Computing</b> Carry on using the Hour of Code.</p> <p>Online safety home activity pack 3</p> <p><a href="https://www.thinkuknow.co.uk/globalassets/thinkuknow/documents/thinkuknow/parents/pdf/thinkuknow-5-7s-home-activity-sheet-3.pdf">https://www.thinkuknow.co.uk/globalassets/thinkuknow/documents/thinkuknow/parents/pdf/thinkuknow-5-7s-home-activity-sheet-3.pdf</a></p>	<p><b>Spanish</b> Play this animal memory game using the link below. Cut out the cards, mix them up and spread them out face down. Pick 2 cards, if the animal name and the picture match, you keep the cards. Take it in turns until all the cards have gone. The person with the most pairs at the end is the winner. <a href="https://www.jackhunt.peterborough.sc.h.uk/page/?title=Spanish+Primary+Resources&amp;pid=163">https://www.jackhunt.peterborough.sc.h.uk/page/?title=Spanish+Primary+Resources&amp;pid=163</a> Scroll down to Animal Pairs. Keep the pdf open so you know how they match up or make a list.</p>	<p><b>Music</b> <b>BBC Ten Pieces</b> <b>Ludwig Van Beethoven</b></p> <p>LC: Can you complete a graphic score?</p> <p>Read the musical terms.</p> <p>Watch the orchestral performance.</p> <p><a href="https://www.bbc.co.uk/programmes/p02b59ld">https://www.bbc.co.uk/programmes/p02b59ld</a></p> <p>Think about the questions provided; did you like the film? Did you like the Music? How do you think Beethoven would have felt not being able to hear his own music?</p> <p>Draw what you hear when you are listening to the music. Is the Music telling a story?</p> <p>Write your own graphic score. Draw your symbols and label what instruments</p>	<p><b>Art/DT</b> <b><u>David Hockney Digital Drawing</u></b></p> <p><a href="#">David Hockney</a> is a famous British painter from Bradford. He is 83 years old. Hockney has painted for most of his life but began drawing on touch screens when he got his first iPhone in 2009, aged 72. For many years, the artist began each day by doodling flowers and emailing his digitized bouquets to his closest friends. Have a look at the PowerPoint provided for ideas on how to do your own.</p>	<p><b>PE</b> Linked to our Science, pay attention to your heart rate and other changes in your body when you take part in any exercise this week. Keep a log of the exercise you do this week. It is good to try and include at least half an hour exercise into your daily routine. This includes going for a walk.</p>

		<p>they represent.</p> <p><i>(Please see PowerPoint uploaded).</i></p>		
--	--	--	--	--

### **Whole School Writing Project**

Please see the school website for information on **Awesome Animals** (also see information in attached pdf). This is a 3 week, **whole school writing project** (finishing on 3rd July). During the project, pupils will learn to write a page for an information book about animals. We will then be creating a gigantic book of animal facts for everyone to enjoy. Finally, pupils will help create a quiz which they and all their friends can take part in. Don't worry if you haven't started yet. There is still plenty of time to join in.