





Bramhope Primary School. Home Learning Grid. Year: Reception Date: w/c 15.06.20

<p>English – Reading Text: Jack and the Beanstalk</p> <p>https://www.youtube.com/watch?v=W5rx_fLRgXRE</p> <p>Read a book for at least 10 minutes each day (your own reading book plus any others from home).</p> <p>Spend 5 minutes a day looking at the beginning, middle and end of the story. Discuss what happens in each part.</p>	<p>English – Phonics</p> <p>Spend 10/15 minutes recapping the following sound and thinking of words with this sound in: ure</p> <p>Challenge: How many words can you think of with those sounds in?</p> <p>For example: pure, cure. Talk about what the words mean.</p>	<p>English - Spelling/ Writing</p> <p>Spend 5 minutes forming the following letters correctly: O,P,Q.</p> <p>Spend 10 minutes a day learning the following spellings: said, so, some, come.</p> <p>Can you choose a character from Jack and the beanstalk to describe? Write three sentences about your favourite character (in your Home Learning book).</p>	<p>Music</p> <p>Watch part 3 – And the Beanstalk Grew</p> <p>https://www.bbc.co.uk/teach/school-radio/music-jack-and-the-beanstalk-song3/z6ydkmn</p> <p>Learn the song and then teach it to someone else in your household.</p>	<p>Science -</p> <p>Read or watch: George saves the world by lunchtime https://www.youtube.com/watch?v=f8CLhNvaEFI</p> <p>Discuss what you can recycle? Complete the sorting activity below or use real objects to sort into two piles: recycle/ can't recycle. https://www.twinkl.co.uk/resource/t-t-2765-recycling-sorting-activity</p>
<p>Maths</p> <p>Spend half an hour a day on Whiterose maths – Summer Term 1, Week 4 The very busy spider.</p> <p>https://whiterosemaths.com/homelearning/early-years/</p>	<p>Maths – Addition and subtraction</p> <p>Watch or read Maisy Mouse goes Camping. https://www.youtube.com/watch?v=BuYfMrUQ7gQ</p> <p>Complete the activity below: Maisy Mouse goes Camping. https://nrich.maths.org/13533</p> <p>Can you write your numbers 0-20 forming them correctly?</p>	<p>PE – Dance</p> <p>The Greatest Showman - Learn the dance over the week and perform it to your family. Can they join in?</p> <p>https://www.youtube.com/watch?v=yreOgCG6-Sf8</p> 	<p>Geography/ History</p> <p>Watch: https://www.twinkl.co.uk/resource/t-t-5144-minibeasts-videos-powerpoint</p> <p>Mini beast Hunt – Go on a mini beast hunt. What mini beasts can you find? Where do they live? Write a list of the mini beasts you find. Can you find out any facts about mini beasts?</p> <p>Challenge: A fun game to play. https://www.twinkl.co.uk/resource/t-t-11436-eyfs-minibeasts-what-am-i-interactive-powerpoint-game</p>	<p>Art/DT –</p> <p>Make a Father's Day card or a card for someone special.</p> 
<p>This week, use the POSTBOX to send us photos of your number or letter formations. We would love to see your writing.</p> <p>postbox@bramhopeprimaryschool.co.uk</p> 	<p>Computing</p> <p>Coding: Go to the pre-reader section.</p>  <p>https://hourofcode.com/uk/learn</p>	<p>School Magazine</p> <p>Don't forget to email any photos or pictures that you would like to go in the school magazine to Mrs Judd.</p> <p>caroline.judd@bramhopeprimaryschool.co.uk</p>	<p>PHSE</p> <p>While we can't hug https://m.youtube.com/watch?v=2PnnFrPaRgY</p> <p>Whilst we continue to social distance and can't hug our friends and family who don't live in our home, try to think of some different ways to show you care. Try some out! How did it make you feel? How did it make the person you care about feel?</p>	<p>RE</p> <p>Watch or read Cleversticks: Bernard Ashley. https://www.youtube.com/watch?v=uW6sj2qCHqI</p> <p>Make a poster of different faces or actions. For example playing together, sharing toys, holding hands and smiling. You can use photos or draw pictures.</p>

Please see the school website for information on **Awesome Animals** (*also see information in attached pdf*). This is a 3 week, **whole school writing project** (finishing on 3rd July). During the project, pupils will learn to write a page for an information book about animals. We will then be creating a gigantic book of animal facts for everyone to enjoy. Finally, pupils will help create a quiz which they and all their friends can take part in.