

World Oceans Day Whole School Assembly Pack

Aim:


- To understand more about oceans and why they are important.
- To learn more about World Oceans Day.

You Will Need:

- World Oceans Day Whole School Assembly PowerPoint
- World Oceans Day Whole School Assembly Script
- Flipchart and pens
- (Optional) Songs and music linked to the ocean. These could include: 'Sailing' by Rod Stewart; 'Yellow Submarine' by The Beatles or 'Beyond the Sea' by Bobby Darin

Slide 1: World Oceans Day

To use when the children are coming into assembly.



Slide 2:

Share the slide with the children. After the theme appears, ask the children:

- What do you think innovation means?
- Can you think of another word or phrase for sustainable?

Explain that another phrase for sustainable could be long-lasting.

Reveal what 'innovation' and 'sustainable' means.



Slide 3: Did You Know...?

Ask the children:

- Do you know the names of the world's five oceans?

Allow the children time to discuss their ideas and record their answers on a flipchart.

Click to reveal the names and locations of the world's oceans.



Slide 4: Our Oceans, Our Future

Read the slide and ask the children:

- Why is it important that we protect the ocean?

Record the children's ideas on a flipchart.

Explain that over 50% of the oxygen that we breathe comes from the oceans.

Optional: ask the children to breathe in and out ten times. Explain that 50% is five out of the ten breaths.

Explain that the oceans are responsible for regulating our climate. This means they carry warm water from the equator to the North and South poles and also bring cold water back. This helps to keep the climate balanced.

The number of species living in the oceans is unknown as so many parts of the oceans have not yet been explored. However, experts believe the number to be between 700,000 and one million.

The seas and oceans support millions of jobs worldwide, from people working in fisheries that provide us with food to the people whose livelihoods depend on the tourists that flock to coastal towns and resorts each year.



Slide 5: Plastic Pollution

Read the slide and ask the children:

- Why does plastic cause problems for many creatures in our oceans?

Record the children's ideas on a flipchart.


Explain that marine animals may see plastic as food and eat the plastic. They may also become trapped in plastic waste which could eventually kill them. Marine plastic pollution has affected 267 species worldwide including 44% of all marine animals, 86% of sea turtles and 44% of seabirds.



Slide 6: Innovations

Read the slide.

Explain that companies are working hard with engineers across the world to develop new ideas to help clean up the ocean. An example of this would be the Ocean Cleanup organisation, who worked with Dutch scientists to create a device which collects plastic using a 'giant folding arm' - it is able to collect and remove plastic waste such as cartons, crates and old fishing equipment left in the ocean.

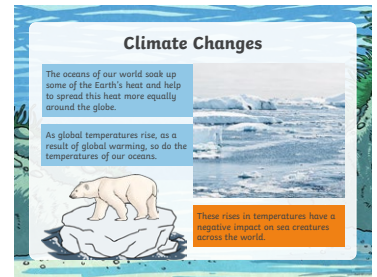


Slide 7: Climate Changes

Read the slide.

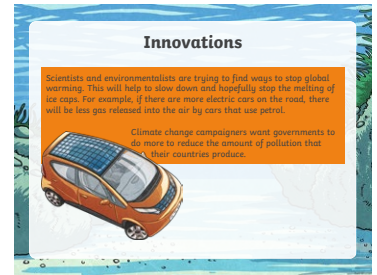
Explain that global warming increases the levels of carbon dioxide (the air we breathe out) in the ocean and this has led to an increase of the acidity in the ocean. Sadly, many marine creatures can't adapt to this change.

Sea temperatures are rising with some areas of the ocean seeing a temperature rise of 2°C in the last one hundred years. This causes living things, such as coral, to die.



Slide 8: Innovations

Read the slide and give the children time to reflect.



Slide 9: What Can We Do?

Ask the children:

- How can you reduce your use of plastic or recycle what you do use?

Give the children time to discuss and record the children's ideas on a flipchart.

- How could you use less energy to help reduce global warming?

Give the children time to think and record the children's ideas on a flipchart.

Some ideas to share with the children if they don't think of them themselves include:

- reducing your carbon footprint;
- using less plastic so it doesn't end up in the ocean;
- go on organised beach cleans;
- learn more about charities that look after the oceans.

To end the assembly, take time to reflect.

Ask the children to think about a time they have seen the sea or ocean. How did they feel? It is important that we look after the oceans because they are such an important part of our planet.

Allow a time of silent reflection.

