


English – Reading

Read the prologue from The Snow-Walker's Son by Catherine Fisher.
Answer the RIC (retrieval, inference and choice) questions.

**English - Writing**

Write your own poem using "The Door" as an example.
Where does the door lead to?
What is the door?
Where is the door?
What can you compare the door to?

**English - Spelling**

Can you build words from roots using prefixes and suffixes?
E.g. **cyclo** means "circle, ring and rotation."
When adding prefixes and suffixes, you can make:
bicycle
cyclone
Cyclops
unicycle

If you are in Group B or C, please do this activity at home.

English – Grammar

An idiom is a word or **phrase** which means something different from its literal meaning. Idioms are common phrases whose meaning are changed, but can be understood by their popular use.
For example:
To bark up the wrong tree.
To choose the wrong course of action.

To spill the beans.
To tell a secret.

It's raining cats and dogs.
It's raining heavily.

Look at the idioms which are all about doors. What do they mean?

If you are in Group B or C, please do this activity at home.

Science**Working scientifically**

As a Year 6, it is important that you build the skills to plan and carry out scientific enquiries. This week, I would like you to investigate which sports' warm up will increase heart rate the most. You should investigate up to five warm up activities.
See attached PowerPoint for extra instructions.

Home discussion

How can we ensure fair testing?

Maths - Fluency**White Rose Fractions**

Week 6

<https://whiterosemaths.com/homelearning/year-6/>

Lesson 1 Fractions to percentages

Lesson 2 Equivalent fractions, decimals and percentages

Lesson 3 Order fractions, decimals

Maths - Problem Solving and Reasoning

<https://nrich.maths.org/quadrilaterals>

<https://nrich.maths.org/149>

Cut and make

<https://nrich.maths.org/7725>

If the world were a village.....

History/Geography

Can you identify the human and physical features which make up Brazil?

<https://www.youtube.com/watch?v=GATxZG3fxYI>

Locate Brazil on an atlas or

RE



Eid 23-24th May 2020.

Watch the clip all about Eid.

<https://www.bbc.co.uk/teach/class-clips-video/religious-education-ks2-my-life-my-religion-ramadan-and-eid-ul->

PHSE**Transition**

What you can learn from your primary school experience, ahead of going to secondary school?
How did you handle things when they went wrong?

<p>and percentages Lesson 4 Percentages of amounts Lesson 5 Challenges</p> <p>If you are in Group B or C, please do Lesson 1 and 2 at home.</p>	<p>Have a try at these reasoning and problem solving activities. Can you explain your solutions?</p>	<p>Google Earth.</p> <p>https://www.google.co.uk/intl/en_uk/earth/</p> <p>Practise zooming in and out. Can you discover which countries in South America share a border with Brazil? There are 10 in total. Can you identify the main cities of Brazil? What ocean borders Brazil's coastline? Use the blank map of South America and label the countries.</p>	<p>fitr/zdv7pg8</p> <p>How do you celebrate festivals or special occasions? Write a paragraph or draw a picture to show what you do. Do you go to a special place? What do you eat? Who do you go with?</p> 	<p>How did you react when you got stuck? Think about a time when you showed a 'kid awesome' attitude. Write it down. Write down the kind of person you want to be at secondary school. Use the PowerPoint Being Awesome. What questions have you got about going to secondary school? Send them to either Mrs Laws or Mr McKeown and we will pass them on.</p> 
<p>Computing Focus on E-Safety. Can you and your family discuss any family rules you have for use of games/time online? Watch this video which shows the lengths an American family go to in order to reduce devices! https://www.common sense media.org/videos/devicefreedinner-dinner-at-grandmas Follow this link to set up a family agreement which works for your family. https://www.childnet.com/ufiles/Family-Agreement.pdf</p> <p>If you are in Group B or C, please do</p>	<p>Spanish You are going to learn about 'mi pueblo' which is 'my village'. Here's the Spanish vocabulary. You need to use the online dictionary, to work out the English. https://www.spanishdict.com/ https://www.wordreference.com/English_Spanish_Dictionary.asp</p> <p>See if you can do it without looking first. They are all places in Bramhope! Some of them are cognates. If you can't remember what a cognate is, look it up in an English dictionary. Make a list in your home learning book to use later.</p>	<p>Music BBC Ten Pieces Anna Meredith Can you create your own music patterns? Watch the orchestral performance. https://www.bbc.co.uk/programmes/p02b5cqq Perform each pattern four times back-to-back before moving onto the next one.</p> <p>You might like to choose someone to play a steady pulse as you do this, or just stand and count the patterns out loud.</p> <p>Decide on your favourite version</p>	<p>Art/DT Andy Goldsworthy is a British artist and sculptor who creates pieces of land art in the environment, using all natural objects such as pebbles, twigs, branches, pine cones, mud, leaves and petals. He said, "My remit is to work with nature as a whole." Andy Goldsworthy grew up in Yorkshire and went to the Bradford School of Art. View the PowerPoint provided and then have a go at your own piece.</p>	<p>PE Choose a sport which you can do at home to practise a specific skill. Examples are:</p> <ul style="list-style-type: none"> Football -keep-ups to improve touch Netball - shooting or passing Rugby - build hand eye co-ordination by throwing and catching to yourself with increasing height, Tennis - keeping the ball up or keeping

<p>this activity at home.</p>	<ul style="list-style-type: none"> • la panadería • el puesto de diarios • la peluquería • la floristería • la farmacia • la cafetería • la iglesia • el centro medico • la escuela • el parquet • la carnicería 	<p>(canon, wave, altogether) and write it down.</p> <p>Practise performing each pattern four times.</p> <p>Activity: Create your own music patterns.</p> <p>(Please see PowerPoint uploaded).</p>	<p>Send photos of your natural scupltures to:</p> <p>postbox@bramhopeprimaryschool.co.uk</p>	<p>the ball bouncing on the ground</p>
--------------------------------------	---	--	---	--