

KS2 Curriculum Evening
Wednesday September
20th



Welcome to Year 4

4H – Mrs Hurst and Mrs House

Supported by Mrs Harman

4M – Mrs McNaboe


Supported by Mrs Haughton

Safeguarding

- All Bramhope staff are committed to the protection, safety and promotion of the welfare of all pupils.
- Any safeguarding concerns or questions about your child's welfare please contact the safeguarding team, who are able to offer support and advice.

Mr Richard Street (DSL) and Mrs Caroline Judd (DDSL)

- The school Safeguarding and child protection policies can be found on the website.



Pastoral Team

At Bramhope we recognise that positive social, emotional and mental health is fundamental to the healthy development and educational achievement of children.

We work closely with other adults and external agencies to identify and break down barriers to learning, helping children to stay motivated and "Be Their Best".



Mrs. Caroline Judd

pastoral@bramhopeprimaryschool.co.uk

Pastoral Care



We provide support and guidance to pupils and their families, helping them to address any social, emotional and/or behavioural needs. This may include: building confidence & self-esteem, developing social skills, coping with bereavement and other life events, new pupil induction & transition between key stages.

Support is provided through:

- *Intervention groups*
- *Targeted individual support*
- *Support and advice to parents including signposting to other services*
- *Support and advice to the class teachers and other staff*

	8:45-9.00 am	9-.10.15 am		10:15-10.30 am	10.30-12:00 p.m.		12:00 -1:00 p.m.	1:00-2:00 p.m.	2.00 - 3.15 pm	
Monday	Checking reading books	Assembly	Maths	B	SPAG	English	L	PE	Computing	S t o r y
Tuesday	Big Talk	Maths		R	Reading (Fluency/vocab)	English	U	Science	Library	Stor y
Wednesday	Checking reading books	Assembly	Maths	E	Reading (Comprehension)	PE	N	RE (PPA)	Spanish (PPA)	S t o r y
Thursday	Checking reading books	Maths		A	Handwriting	English	C	Art (PPA)	PSHE	S t o r y
Friday	Checking reading books	Assembly	Maths	K	Spelling	English	H	History/Geography	Music	S t o r y

Playtimes and lunchtimes

Years 3 and 4 play together at morning break on both front playgrounds. It is an opportunity to play with friends who are not in their class. Play equipment is available such as bats, balls and skipping ropes. Football is also a popular playground game!

At lunchtimes, **KS2 play** initially in the KS2 playgrounds and then walk over to the other building for lunch.

Football-free Wednesday takes place every week. This encourages our children to play a range of games and use the playground space differently.



Behaviour expectations

Show me 5

Sit up

Listen

Ask and answer questions

No talking

Track the teacher

- A positive school ethos is encouraged so children form good relationships with adults and their peers.
- Our school values are promoted - **Belong - Be Your Best – Be Bramhope**
- Our expectations - **Be Safe, Positive, Show respect**
- Classes display and enforce the behaviour matrix and the school rules.
- Failure to complete work to a satisfactory level may mean a child missing part of playtime to complete or make improvements
- Modifications to the behaviour policy are made in some instances for children with special educational needs.

Behaviour expectations

- We promote a culture of good behaviour where children should not always expect a reward but behave well because it is the right thing to do.
- Verbal praise is awarded daily, by all staff
- House points for behaviour which goes 'above and beyond'
- Children have the chance to earn weekly certificates from teachers in recognition of efforts and/or achievements
- Termly Head Teachers' Award (nominated by teaching staff) for children who have stood out at representing our school values – **Belong, Be Your Best, Be Bramhope**

School Uniform and belongings


- PE is to worn on PE days.
- Trainers are not to be worn in school when not doing PE.
- Ear piercings should be removed prior to PE lessons
- Watches must be removed and placed in pencil cases.
- Apple watches/other devices with cameras cannot be worn in school.





Houses

- Bronte
- Burton
- Hepworth
- Wilberforce



- Children can earn house points for **above and beyond behaviour**.

Assessment

Teacher assessment is ongoing through observation and marking.

Children are given feedback verbally or in written form and then given time to respond.

Formal assessments (NFER) take place once a term in reading, SPaG and maths.

The first NFER assessments will take place in November. **You will receive your child's scaled score on their end of term report.**

Writing is also assessed by class teachers every half term.

Home Learning

Reading

We recommend your child reads their **Oxford Reading Scheme** book for up to 20 minutes per day.

This scheme includes reading a range of texts, discussing vocabulary, asking and answering questions and being read to. Additionally, we encourage all children to read a range of texts including fiction, non-fiction and poetry as well as a range of authors. Children may choose to read magazines or newspapers.

Oxford Reading Scheme books will be changed weekly, as long as your child has completed the book and can answer the questions found in either the front or back pages.

Maths

Mathletics will be set weekly every Friday to be completed by the following Friday.

This will be closely linked to the topics taught in maths during the week.

It is also expected that all children access **Times Tables Rockstars** at least once a week.

Our current focus in Year 4 is recapping **3, 4 and 8 times tables**.

All children are expected to know their times tables up to 12 x 12 by the end of Year 4.

Home Learning

Spellings

Each week, your child will be given 10 spellings to learn. They will be given a paper copy of spellings every Friday and will be tested in school on the following Friday. The spellings may be linked to patterns taught in school or include some of the KS2 statutory common exception words. It is also important that your child understands the meaning of the words in order to use them in context.

Key Skills/Reading Challenge

Key Skills homework and Reading Challenges will be set on alternate Fridays. Key Skills will focus on punctuation and grammar. Reading Challenges may be book-related activities such as trying a new author, reading a book set in the past, completing a comprehension or learning a poem to perform.

Reading

The more children practise reading, the easier and more enjoyable it will become. Through our guided reading sessions in school, together with your support with reading regularly at home, we help the children to become confident and fluent readers. Our aim is to inspire children to read a range of genres and authors and for them to develop a love for reading.

Guided Reading

We have timetabled guided reading sessions each week where we give children opportunity to practice their fluency and develop their reading comprehension skills. In these sessions, children read a wide range of texts and extracts to learn how to retrieve key pieces of information, summarise what they have read and to make inferences using evidence from the text. Children are given lots of opportunity to discuss what they have read, their understanding and their opinions about a text. They are also taught specific skills to enable them to pinpoint key information and answer reading comprehension questions.



Home readers and how to help at home

Your child will have an Oxford Reading Scheme book and a home reader which they have chosen in school. When children come into Key Stage 2, they will continue on the coloured book band scheme until they reach the stage of being a 'free reader'. Children are assessed regularly to check that the level of reading book is still appropriate. We have a range of texts in each book band but encourage children to read other genres and 'real texts' like magazines, news reports, online texts alongside their home reader.

To support your child at home:

- Practise reading regularly (quiet reading and reading aloud)
- Support with decoding unfamiliar words and explaining the meaning of new vocabulary
- Regularly check your child's understanding of what they have read
 - Can you tell me about that chapter? Character?
 - Why do you think that happened?
 - What do you think might happen next?

Stuck for ideas? <https://www.lovereadings4kids.co.uk/>

Maths

We follow a mastery approach with fluency, problem solving and reasoning being a part of all our lessons.

To be competent in mathematics, pupils need to develop the three forms of knowledge:

Fluency (Factual) *I know that.....*

Problem Solving (Procedural) *I know how*

Reasoning (Conceptual) *I know why.....*

Mathematical fluency is the ability to quickly and accurately recall mathematical facts and concepts.

Learning Times Tables

Expectations

Y2 To recall and use multiplication and division facts for the 2, 5 and 10, multiplication tables, including recognising odd and even numbers.

Y3 To recall and use multiplication and division facts for the 3, 4 and 8 multiplication tables.

Y4 To recall and use multiplication and division facts up to 12 x 12.

Y4 will be formally tested in June 2022 as part of the government multiplication check.

Y5/6 should be fluent in written methods for all four operations, including long multiplication and division, and in working with fractions, decimals and percentages.



Parent Guide



We recommend a “little and often” approach; 3 minutes practice a day, 4 or 5 times a week is a good target.

What are the different Game Modes?

Single Player

Jamming 4 or 8 coins/correct answer	The only game mode without a timer, players chose the table and operation (\times or \div or both) they want to practise. Answer 10, 20 or 30 questions.
Gig 10 coins per correct answer	Gig games last 5 minutes and contain up to 100 questions, which come in ‘waves’, starting with the 10s, then the 2s, 5s, 3s, 4s, 8s, 6s, 7s, 9s, 11s and 12s. Novices are not expected to get past the 5s. Gigs provide the child (and their teacher) with a simple measure of their current skills, which is why learners should concentrate fully for the whole Gig as they won’t get another try until next month.
Garage 10 coins per correct answer	Players are given a personalised set of 6 multiplication questions (and their matching division questions) in each round. The questions they get keep adjusting to provide the best fit for every learner’s needs. This is probably the best game made for improving their recall while they’re still learning.
Studio 1 coin per correct answer	Here your child earns their Rock Status, which is based on their Studio Speed. The faster they are the better their status. Studio Speed is the average of their most recent 10 Studio games. Suitable for confident players.
Soundcheck 5 coins per correct answer	Soundcheck games ask 25 multiplication questions (up to 12×12), allowing 6 seconds for each question. Suitable for confident players.


Number Line	Number Frames	Rods																			
<p>Show</p> <p>11 × 0 = 0</p> <p>8 × 0 = 0</p>	<p>Join</p>	<p>Sort</p>																			
Arrays	Groups	Bar Model																			
<p>Scatter Sort: 8 by 11 Sort: 11 by 8</p>	<p>Groups of 11 Groups of 8 Group</p>	<p>?</p> <table border="1"> <tr><td>11</td><td>11</td><td>11</td><td>11</td><td>11</td><td>11</td><td>11</td><td>11</td></tr> </table> <p>?</p> <table border="1"> <tr><td>8</td><td>8</td><td>8</td><td>8</td><td>8</td><td>8</td><td>8</td><td>8</td><td>8</td><td>8</td><td>8</td></tr> </table>	11	11	11	11	11	11	11	11	8	8	8	8	8	8	8	8	8	8	8
11	11	11	11	11	11	11	11														
8	8	8	8	8	8	8	8	8	8	8											
Times Tables	Worded	Abstract																			
	<p>Eight groups of [] makes [].</p> <p>Eleven groups of [] makes [].</p>	<p>Show repeated additions Skip</p> <p>8 × 11 = []</p> <p>11 × 8 = []</p>																			

- Using the gig area, the algorithm will then set the right tables for children in the garage section. This will occur once a month so there is no need to set times tables.
- The jamming session is for pupils who don't respond well to the timed element.

Learners with different needs

How can I hide the timer?	Start a game and press ⚙️ > Hide Practice Clock. You could also play a game in Jamming.
How can I increase the length of Garage games?	Single player > Garage > press the little arrow below “play solo” > choose 1, 2 or 3 minutes.
The tables are too hard	Make sure your child is playing in Garage or Arena game modes. If this does not resolve the issue, please speak to your child’s teacher. Remember that Jamming mode allows the child to choose the tables themselves.
My child gets anxious	Try the three above plus: setting mini goals (e.g. complete 2 minutes today, get 1 more point in the next game, pass 1 level); having a break from online play (come back in a couple of days); and reminding them of Baz’s words: “A good rock star stays chillaxed by accepting they make mistakes.”
My child has visual impairments; what settings are available?	Head to the Profile page where you can: change the colour scheme; reduce the visual stimuli with Declutter mode; increase the font size or switch to a dyslexia-friendly font called Lexie. play.trockstars.com is also screen reader compatible.
Can I turn off division?	<u>Yes</u> in Jamming mode but not in the other games. The reason for that is that practising multiplication and division at the same time supports the recall of both and is the most successful approach. If your child is finding division confusing, please speak to their teacher about starting with the 10s only and for advice on how to help at home.

Troubleshooting

My child's coins and/or Studio speed have suddenly dropped	Another child may have logged in as your child. Please reassure your child that this can be rectified. Contact their teacher who can set a new password, refund any coins, delete Studio games and talk to the class about online safety.
My child plays too much	Set firm TTRS time limits; reward healthy choices; take away devices before bed.
My child's name is showing on a school leader board.	Please ask your child's teacher to change the settings at their end so that rock names show on the leaderboards instead of real names.
What does the  mean?	If this symbol appears over a game tile (e.g. over Garage) it means the teacher has set your child a certain number of minutes to practise in that game mode for homework. Once they complete those minutes the other games unlock.

Spellings

How to help

- Practice little and often.
- 5 minutes each day is much more productive than once a week.
- Make sure your child knows the meaning of the word and can give you some synonyms of the word.
- Practice in different ways



Online Safety

Acceptable Use Policy and access to school computers.

Wide-ranging digital literacy content.

Online safety evening for parents held each year.

Any online safeguarding concerns to be taken to our designated safeguarding leads in school. (Mrs Judd and Mr Street)

NSPCC Online Safety workshop Save the Date – tbc



What's coming up:

Ancient Greek Workshop in Autumn 2

Parents evenings, week commencing 23rd October, these will be face to face meetings with your child's class teacher and will focus on **how your child is settling into their new year group.**

Nell Bank Residential – Final week of the year – Mon - Weds

Termly reports, December, including your child's NFER scores for SPaG, maths and reading. Additionally, this report will include a teacher assessment on your child's writing attainment.

PE this term

This term we are playing invasion games unit in PE.

Children should wear full PE kit:

- Black and red polo shirt
- Black shorts
- Trainers

Earrings must be removed before taking part in school PE lessons. They must not be worn even if they are taped over.

Contacting your child's class teacher

- 4H@bramhopeprimaryschool.co.uk
- 4M@bramhopeprimaryschool.co.uk

Please inform us if you have any changes to your regular pick up arrangements.

- Calling the office:
admin@bramhopeprimaryschool.co.uk



Any questions?

