





Bramhope Primary School. Home Learning Grid. Year: Reception Date: w/c 01.06.20

<p>English – Reading Text: Jack and the Beanstalk</p> <p>https://www.youtube.com/watch?v=W5rxFLRgXRE</p> <p>Read a book for at least 10 minutes each day (your own reading book plus any others from home)</p> <p>Draw a picture of your favourite part of the story and describe what you have drawn.</p>	<p>English – Phonics</p> <p>Spend 10/15 minutes recapping the following sounds and thinking of words with those sounds in: ur, ow,oi</p> <p>Challenge: How many words can you think of with those sounds in? For example: fur, burn, Clown, down, oil, and boil. I am sure you can think of plenty more.</p>	<p>English - Spelling/ Writing</p> <p>Spend 5 minutes forming the following capital letters correctly: F,G,H,I,J</p> <p>Spend 10 minutes a day learning the following spellings: are, do, when, out</p> <p>Draw a story map to help you to re-tell Jack and the beanstalk (in your Home Learning book). Discuss the key features in the story and characters.</p>	<p>Music</p> <p>Watch part 1 of What Shall We Do?</p> <p>https://www.bbc.co.uk/teach/school-radio/music-jack-and-the-beanstalk-index/z7jq8xs</p> <p>Learn the song and then teach it to someone else in your household.</p> 	<p>Science</p> <p>What is a shadow? Can you find out facts about shadows? Watch the following powerpoint:</p> <p>https://www.twinkl.co.uk/resource/a-u-sc-2170-exploring-shadows-stem-powerpoint</p> <p>Make a shadow frame. Use different materials to investigate how the colour of the shadow changes.</p> 
<p>Maths</p> <p>Spend half an hour a day on Mathletics – Measurement – long and short</p> <p>If you have completed Mathletics: Spend half an hour a day on Whiterose maths – Summer Term 1, Week 2, Night Pirates</p> <p>https://whiterosemaths.com/homelearning/early-years/</p>	<p>Maths – Number</p> <p>Read How many jelly beans?</p> <p>https://www.youtube.com/watch?v=kYgdwdPgQZo</p> <p>Ask a grown up to put some beans/objects in a jar. Estimate how many beans are in the jar? Are you correct? How do you know? Prove it? Record your findings.</p>	<p>PE – Gym</p> <ul style="list-style-type: none"> Can you stand as tall as a pencil? Can you curl into a ball? Can you do a roly poly, making sure you tuck your head in? Can you jump up high and land with two feet? <p>Challenge: Can you make up your own routine to show someone who lives in your house?</p>	<p>Geography/ History</p> <p>Discuss where you live. What can you see? Can you hear the aeroplanes? Can you find out where you live on the map? How far away are you from Leeds? Can you draw a map of your location? Put clues on and ask someone if they can guess where you are?</p> <p>https://www.bbc.co.uk/cbeebies/puzzles/go-jettters-location-investigation</p>	<p>Art/DT –</p> <p>Create a bean stalk using different media. For example finger print beanstalk, drawing a beanstalk or you could use Lego to build a really tall beanstalk.</p> 
<p>Cooking</p> <p>Can you make some silly toast? Tell someone what ingredients you used and how you made it in the correct order.</p>	<p>Computing</p> <p>Can you take photos of how you help around the house? (RE link)</p> <p>Coding: Go to the pre-reader section.</p> 	<p>School Magazine</p> <p>Don't forget to email any photos or pictures to Mrs Judd that you would like to go in the school magazine.</p>	<p>PHSE – Health and hygiene</p> <p>Talk about the importance of washing your hands for 20 seconds. Watch the song NHS washing hands song.</p> <p>https://www.youtube.com/watch?v=S9VjeiWLnEg</p> <p>https://www.nhsggc.org.uk/kids/life-skills/self-care/going-to-the-toilet/hand-</p>	<p>RE</p> <p>Talk about who can help you at home and in school. What does being helpful mean?</p> <p>Talk about what you do to help at home.</p>



<https://hourofcode.com/uk/learn>

[washing/](#)

Design a poster for washing hands and
put it up in your toilet.

