

**English -Reading**

If you haven't already taken a look at the 'Reading Letter' posted a couple of weeks ago, please spend a little time looking at some of the links and the books available in your colour band.

Also, use your reading time to read, re-read, edit and improve your own story.

Once it is completed, can you read your story to someone else in your family? Maybe someone could record you and you could play it back to yourself.

-Did you remember to acknowledge your Punctuation?

-Did you pause in the correct places?

-Did you alter your voice for any direct speech?

-Did you vary the way you spoke to reflect the events in your story and to keep your audience engaged?

**English – Writing**

**Can you write an alternative version of a traditional tale?**

Using the plan you created last week, write your story.

Remember:

-For each new picture on your plan, miss a line and start a new **paragraph**.

-Can you vary the way you start your sentences? Maybe try **time words** like Next, After that, Eventually.

-Try to extend your sentences using a **conjunctions** (and, but, until, because).

-Think about your use of **capital letters** at the start of sentences, for the names of characters and places.

-Try to include a **variety of punctuation** including **inverted commas** for *direct speech*, **commas** in a list for *expanded noun phrases*, **apostrophes** for *contractions* and *possession* as well as **question marks** and **exclamation marks**.

-Add lots of **'WOW' words** including a variety of **verbs** (action words), **adverbs** (slowly, cautiously) and **adjectives** (describing words).

**English - Phonics**

Adding the suffixes ment / ness

See SPaG sheet

**English – SpaG**

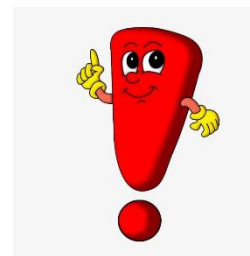
Sentence Types: Use the picture on the SPaG sheet to write two of each sentence type:

Statements

Questions

Exclamations

Commands

**Science**

**How are seeds dispersed?**

Dispersal means spread. This week you will find out about the different ways plants can spread their seeds.



Watch the video:


<https://www.bbc.co.uk/programmes/p0118vw6>

Read through the power point slides: KS1 Science Types of Seed Dispersal

Activity: Using the Photo pack about seed dispersal, can you sort the seeds according to how they are dispersed? You can print and cut them out or use them to help you to record in your own table.

Extra: 'Garden Bird Spotting' sheet: tick off the visitors to your bird table/garden. Perhaps you've seen every single one in your garden!

	Use <b>cursive</b> (joined if you are ready) neat writing. Think about your sizing and spacing.			
<b>Maths -Fluency</b>  <b>Mathletics: Revisit</b> <b>Multiplication &amp; Division</b> two assigned tasks: Arrays 2 Groups of 5 These need to be completed before you can access others.  <b>TT Rock Stars Continue 10x 2x 5x 3x</b>	<b>Maths – Problem Solving and Reasoning</b>  <b>White Rose Home Learning Summer Term Week 5: Multiplication &amp; Division</b>  <a href="https://whiterosemaths.com/homelearning/year-2/">https://whiterosemaths.com/homelearning/year-2/</a>  <b>NB: The worksheets &amp; answer sheets for each lesson are uploaded with this week’s resources.</b>	<b>History/Geography</b> <b>Can you order some of the British monarchs on a timeline?</b>  <b>Can you research a British monarch of your choice?</b>  Please see separate uploaded timeline document and Monarch PowerPoint.  	<b>RE</b> <b>How can I show I care for others?</b>  How have the previous stories taught us about how Christians and Muslims care? With your family, cut out and colour some hearts. On the back write how you could make your house a more caring place. Display them around the caring tree.	<b>PHSE</b> <b>Sharing</b>  Read the story of chicken soup and answer the questions. Think of something that you could share with the rest of your family or friends.  Maybe you could record yourself doing it and send it to those you can’t see at the moment.
<b>Computing</b> Spend some time working through <b>‘Hour of Code’</b> .	<b>Spanish</b> If you’ve got some large pieces of paper eg old wallpaper, you could ask a grown up to draw around your whole body and label it in Spanish. Then colour it in, paint it, make a collage. If you’ve got siblings, you could help each other.	<b>Music</b> BBC Ten Pieces Leonard Bernstein  Watch the orchestral performance. <a href="https://www.bbc.co.uk/programmes/p03bvq37">https://www.bbc.co.uk/programmes/p03bvq37</a>  Listen to the orchestral performance. Read the musical terms on the PowerPoint.  Did you like the music? What was your favourite part? What might be the music describing?	<b>Art/DT</b> <b>Can you design your own Coat of Arms?</b>  <i>See additional PowerPoint</i>  Questions to consider <ol style="list-style-type: none"> <li>1. What colours will you choose and why?</li> <li>2. What symbols (pictures) are important to you and why?</li> <li>3. What is an important motto</li> </ol>	<b>PE</b> Perfect the triple jump in your garden. The triple jump or ‘hop, step and jump’ can be broken down into three phases; the approach, take off, and landing.    Record how far you can jump. The world record is 18.29 metres!

		<p>Make your own Latin dance music.</p> <p>Play the rhythmic patterns and the pulse – counting and clapping.</p> <p>Revisit musical terms – pulse, rhythm and tune.</p> <p><i>(Please see PowerPoint uploaded).</i></p>	<p>for you? (e.g. 'Always Try Your Best', 'Be Kind to Others', 'Never Give Up'.)</p> 	
--	--	---	--	--