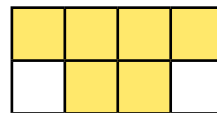
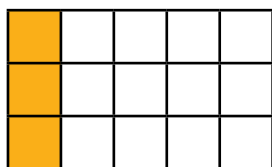




1) Match the equivalent fractions.



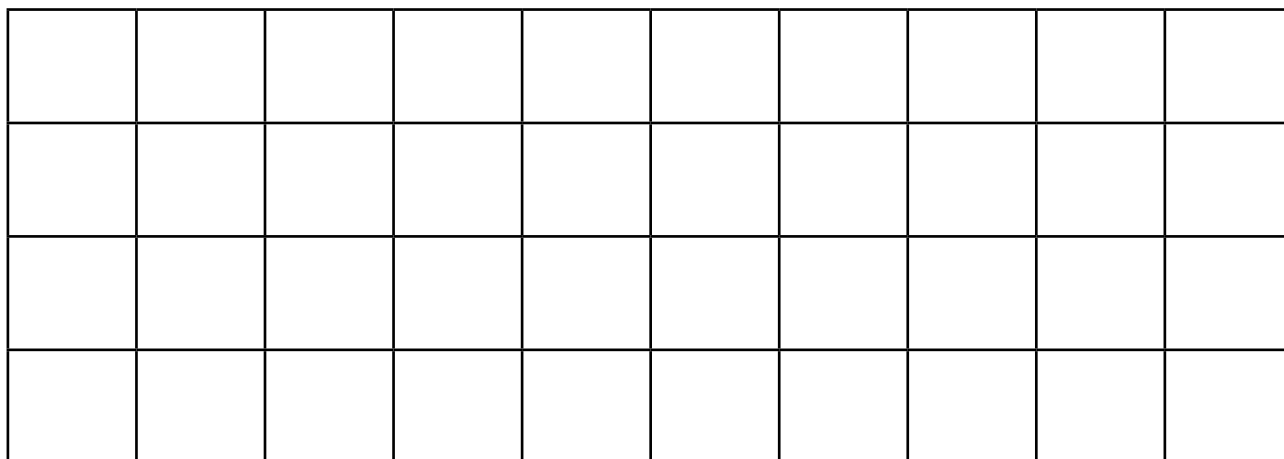
$$\frac{3}{4}$$

$$\frac{5}{10}$$

$$\frac{1}{5}$$

$$\frac{6}{9}$$

2) Use the shape below to calculate and complete the equivalent fractions.



$$\frac{1}{5} = \frac{\square}{10}$$

$$\frac{1}{\square} = \frac{4}{20}$$

$$\frac{1}{5} = \frac{8}{\square}$$

$$\frac{\square}{5} = \frac{4}{10}$$

$$\frac{4}{10} = \frac{\square}{20}$$

$$\frac{\square}{40} = \frac{4}{10}$$

3) Find a path through the maze using your knowledge of equivalent fractions.




Start	$\frac{1}{3}$	$\frac{8}{15}$	$\frac{3}{57}$	$\frac{3}{7}$	$\frac{12}{16}$	$\frac{5}{9}$
$\frac{10}{20}$	$\frac{2}{4}$	$\frac{2}{6}$	$\frac{6}{18}$	$\frac{12}{36}$	$\frac{24}{72}$	$\frac{4}{5}$
$\frac{7}{8}$	$\frac{11}{28}$	$\frac{1}{9}$	$\frac{3}{10}$	$\frac{10}{100}$	$\frac{46}{126}$	$\frac{48}{144}$
$\frac{50}{100}$	$\frac{13}{20}$	$\frac{6}{12}$	$\frac{1}{8}$	$\frac{3}{5}$	$\frac{96}{157}$	Finish



1) Which one is the odd one out and why?

- A $\frac{1}{4}$ B $\frac{4}{8}$ C $\frac{5}{20}$ D $\frac{3}{12}$

2) The children have been using multiplication to calculate equivalent fractions for $\frac{1}{6}$. Check their work. Correct and explain their mistakes.

Child	Equivalent Fraction	✓ or X	Explanation
 Selma $\frac{1}{12} = \frac{1}{6}$	$\frac{1}{12}$		
 Logan $\frac{3}{12} = \frac{1}{6}$	$\frac{3}{12}$		
 Beth $\frac{4}{24} = \frac{1}{6}$	$\frac{4}{24}$		

