




<p>English -Reading</p> <p>Read or listen to some alternative versions of traditional tales.</p> <p>Useful links:</p> <p>The Three Little Wolves and the Big Bad Pig https://www.youtube.com/watch?v=rZpYMLp1LdQ</p> <p>The TRUE Story of the Three Little Pigs by A.Wolf https://www.youtube.com/watch?v=vB07RfntTvw</p> <p>Prince Cinders https://www.youtube.com/watch?v=SOaEliHT4tI</p> <p>The Runaway Pancake https://www.youtube.com/watch?v=bQ8orCH8VIY&t=34s</p> <p>Don't forget you can access book band books (see letter with links uploaded last week).</p>	<p>English – Writing</p> <p>Using your traditional story plan from last week, look at parts of the story that you can alter. Use post-it notes (or just a different colour pen!) to make some changes to the plan.</p> <p>Consider changing the characters or setting? Does the plot alter in any way?</p> <p style="text-align: center;">DIFFERENT VERSIONS OF THE THREE LITTLE PIGS with guided reading levels</p> 	<p>English – Phonics</p> <p>Revision of suffix rules: Suffixes are letters which are added to the end of words to make new words or change the grammar. (See spelling/SPaG sheet)</p> <p>Don't forget to check out the links to the Letters and Sounds lessons if you need a little revision of past phonics.</p>	<p>English – SpaG</p> <p>Revisiting homophones – there, their and they're. Grammar activity - Write the sentences with the correct version of 'there'. (See spelling/SPaG sheet)</p>	<p>Science</p> <p>What is the Lifecycle of a Plant?</p> <p>Use the slides to discover what happens to sunflower seeds after they are planted. Record about the different stages.</p> <p>Extra: Blossom and Catkin Spotting sheet. How many can you see on your daily walks?</p> 
<p>Maths –Fluency</p> <p>Mathletics: two assigned tasks.</p> <p>Revisit:</p>	<p>Maths – Problem Solving and Reasoning</p>	<p>History/Geography</p> <p>Spend some time researching UK castles. Ideas could include:</p>	<p>RE</p> <p>Why do Muslims care for others?</p>	<p>PHSE</p> <p>Let's Talk</p>

<p>10 more, 10 less Adding 2-digit numbers These need to be completed before you can access others. TT Rock Stars Continue 10x 2x 5x 3x</p>	<p>White Rose Home Learning Summer Term Week 4: https://whiterosemaths.com/homelearning/year-2/</p> <p>NB: The worksheets for each lesson are uploaded with this week's resources.</p> <p>Lesson 1: 2-digit add and subtract tens. Lesson 2: Add 2-digit numbers. Lesson 3: Subtract 2-digit numbers. Lesson 4: Bonds to 100</p>	<ul style="list-style-type: none"> - locating a few castles on a map. - researching a particular castle in a little more detail. -Comparing 2 castles of your choice. <p>You could look at:</p> <p>Barnaby Bear visits Edinburgh Castle https://www.bbc.co.uk/programmes/p0114393</p> <p>Caernarfon Castle https://cadw.gov.wales/more-about-caernarfon-castle</p> <p>Windsor Castle https://learnenglishteens.britishcouncil.org/study-break/video-zone/windsor-castle</p> <p>https://www.rct.uk/schools/sessions/all-about-castles-06-2020#/</p> <p>Unfortunately we can't go on our intended trip to Skipton Castle but maybe you could go with your family later in the year. Here's the website – take a look https://www.skiptoncastle.co.uk/</p> <p>Maybe you could make a poster, fact file or leaflet.</p>	<p>Listen to the Islamic story of The Prophet and the Ants and The Crying Camel https://www.bbc.co.uk/bitesize/clips/z9tqb82</p> <p>Can you write your own story about an animal, why isn't it happy and how could a child care for it. Draw a picture too.</p>	<p>Choose at least one member of your family and start talking!</p> <p>Discuss.....Cut and shuffle the discussion cards. Take turns picking a card and reading its question. Make sure everyone gets a chance to share their thoughts.</p> <p>Would you rather...</p> <p>Share whether you would rather choose option A or B. Remember to try and give a reason for your decisions. When you have finished these examples then create 'would you rather' questions of your own.</p> 
---	--	--	--	---

Computing

Spend some time working through '**Hour of Code**'.

It would be lovely to find out what you have been getting up to. Would you like to send your teacher an email?

You may need a little help from an adult (or to borrow their email account).

Maybe you could use the attachment function to send us a sample of your work or a photograph of what you have been doing?

Miss Harrison:

12hp@bramhopeprimaryschool.co.uk

Mrs Flower:

12F@bramhopeprimaryschool.co.uk

Miss Gregson:

12G@bramhopeprimaryschool.co.uk

Spanish

Play the game 'Simon Says...' in Spanish.

Simón dice tócate el/la...

Simon says touch your...

Tócate el/la...

Touch your...



Music

BBC Ten Pieces

Edward Elgar – Enigma

<https://www.bbc.co.uk/programmes/articles/xFHT9GvfKjBbtw28pgDgyG/enigma-variations-theme-enigma-variations-11-6-7-by-edward-elgar>

Listen to the three variations of Enigma.

For each one, as you listen, try to imagine the person Elgar was describing when he wrote this piece:

How old do you think they are?

What do they look like?

What are they doing?

Draw a picture for each.

Clap the rhythm.

(Please see PowerPoint uploaded)

Art/DT

Take your castle drawing outside and place it on a rough stone surface like a paving slab or wall and use crayons to rub over the top to create a realistic stone texture. You might want practice with paper first before moving onto your castle drawing. There is an example in the link below.

[Castle with Stone Rubbing Texture](#)

You could also experiment with other textures, for your sky and grass for example. Perhaps lay pieces of grass on a hard surface? Explore and Have fun!

PE

Follow the instructions to play **French boules**. Create your own French boule game using a range of balls. They don't all need to be the same size.

