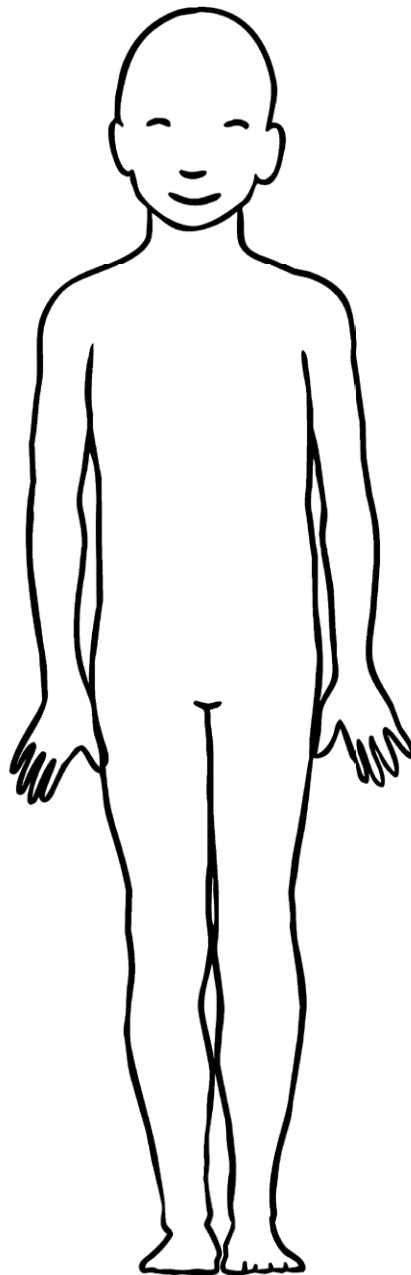




Staying Safe in the Sun

A large, empty rounded rectangular box with a thin black border, intended for drawing. On the right side, there are three small circles connected by a line, resembling a speech bubble tail.

Help this person keep themselves safe in the sun by drawing on pictures of things which would protect them.





Staying Safe in the Sun

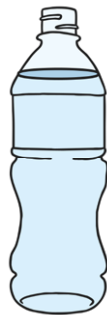

Create a poster to remind people how to keep themselves safe in the sun.



Staying Safe in the Sun



Match the picture with the sentence which describes it.



These protect your eyes from the invisible UV rays the sun gives out.

These protect your head, face and neck from the sun.

This is used to protect parts of your body from the sun. It can be sprayed or squirted and then rubbed into your skin.

This protects your skin from the sun. It's a good way to protect your chest, shoulders and upper arms.

This keeps you out of direct sunlight. You might find it under a tree or a parasol. It's a good idea to find this when the sun is at its strongest, between 11am and 3pm.

This keeps you hydrated. It is important to drink lots of this to replace all the fluids lost from your body during the day.