



Reception Parents information Meeting 2023

Introduction to Read Write
Inc and Early Reading at
Bramhope

What is phonics?

Words consist of...

Sounds

mat

ship

Graphemes

Graphemes are the individual letters or the groups of letters that make up the sounds.

English alphabetic code

- 44 sounds
- 26 letters
- Over 150+ graphemes (letter combinations)

Which adds up to the English alphabetic code being one of the most complex alphabetic codes in the world!

The sounds your child will learn in Reception: Speed Sounds Set 1 and Set 2

Consonant sounds – stretchy

f	l	m	n	r	s	v	z	sh	th	ng nk
---	---	---	---	---	---	---	---	----	----	----------

Consonant sounds – bouncy

b	c k	d	g	h	j	p	qu	t	w	x	y	ch
---	--------	---	---	---	---	---	----	---	---	---	---	----

Vowel sounds – bouncy

a	e	i	o	u	ay	ee	igh	ow
---	---	---	---	---	----	----	-----	----

Vowel sounds – stretchy

Vowel sounds – stretchy

oo	oo	ar	or	air	ir	ou	oy
----	----	----	----	-----	----	----	----

First, we teach children to read one way of reading and spelling the sounds. These sounds are closely matched to the books they will bring home.

We never ask children to read books containing sounds they don't know. Children will then bring home books containing the sounds they have been taught. This builds confidence. Your child will also never bring home a book they have not practiced in school already.

In Year 1, they will move on to Set 3, which teaches alternative ways of reading and spelling each sound

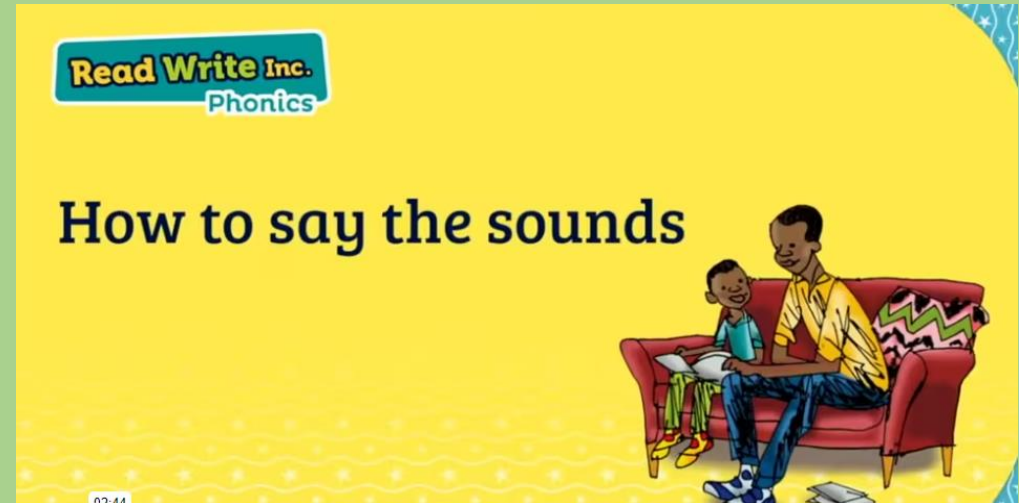
How you can help...How to say the sounds!

Saying the sounds correctly is incredibly important to supporting your child in making swift progress through their phonics journey.

I'll hand over to the lovely Sylvie, who will give you a crash course in saying the sounds correctly.

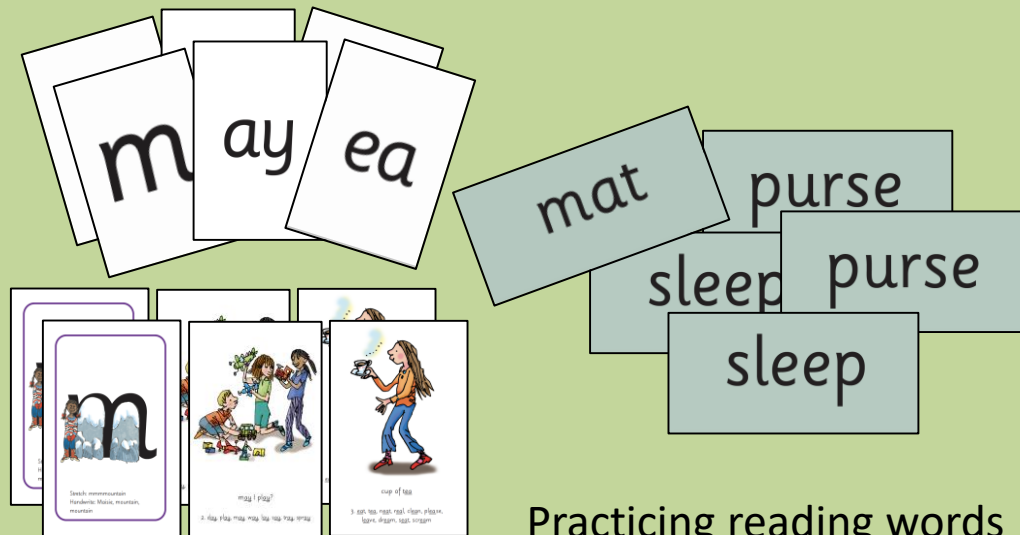
Parent Video: How to say the sounds

[How To Say The Sounds Video](#)



Read Write Inc. Phonics daily lessons Consist of...

Learning new sounds and revisiting previously taught sounds



Practicing reading words containing sounds to boost using phonics as a strategy, to work towards reading at a glance.

Protected storytime sessions to share high quality stories that immerse and inspire.

Reading their core storybook with focused feedback from their teacher to support swift progress and boost confidence.

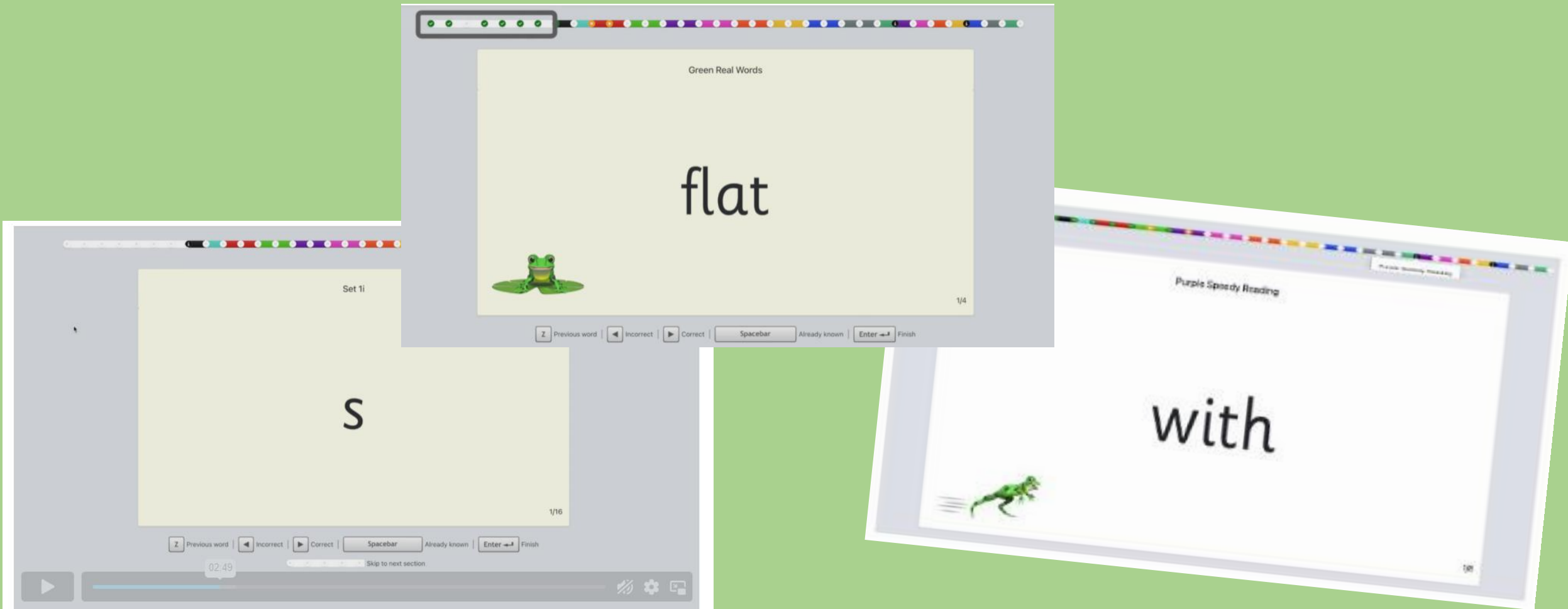


How we do it: Progress groups

- We group children by their current challenge point.
- Teach to the group's challenge level.
- Teaching is delivered by a trained member of staff.
- Re-assess all children every 6 weeks.
- If a child has been assessed at the same level, we will look at the gaps or area of the assessment that your child found tricky (for example speedy reading or gaps in sound knowledge) focus on those more intensively, and reassess in 2-3 weeks.
- If necessary, additional fast track tutoring or 'pinny time' will be put in place to bridge any gaps quickly.

Assessment

- These will be completed 6 weekly by your child's class teacher.



One-to-one tutoring – ‘keep up, not catch up!’



Fred Talk routine – oral blending

1. Say the word in sounds e.g. c-a-t.

2. Ask the child to repeat.

Give them time to ‘jump-in’ with the whole word.

3. Say the word in sounds followed by the whole word e.g. c-a-t, cat.

4. Ask the child to repeat.



Meet Fred



Reading with Fred Talk:

m

a

t

mat

Fred talk throughout the day – ways to support oral blending before children begin to read words:

Shall we have some **l-u-n-ch** ?

What would you like to **p-l-a-y** ?

Let's put on your **c-o-a-t**.



'Special Friends', 'Fred Talk' - more than one letter makes one sound

spray

Consonant sounds – stretchy

f	l	m	n	r	s	v	z	sh	th	ng
										nk

Consonant sounds – bouncy

b	c	d	g	h	j	p	qu	t	w	x	y	ch
	k											

Vowel sounds – bouncy

a	e	i	o	u
---	---	---	---	---

Vowel sounds – stretchy

ay	ee	igh	ow
----	----	-----	----

Vowel sounds – stretchy

oo	oo	ar	or	air	ir	ou	oy
----	----	----	----	-----	----	----	----

ship

Remember... Fred Talk...Read the word!

Spelling using Fred Finger: Pinch your sounds!



Red Words – words that we can't use phonics to decode

I

This is Red Hat Rob.



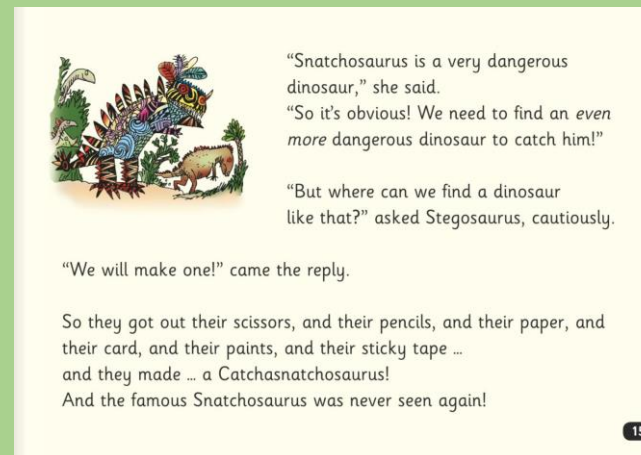
“I will grab that cash box,” he said.

the

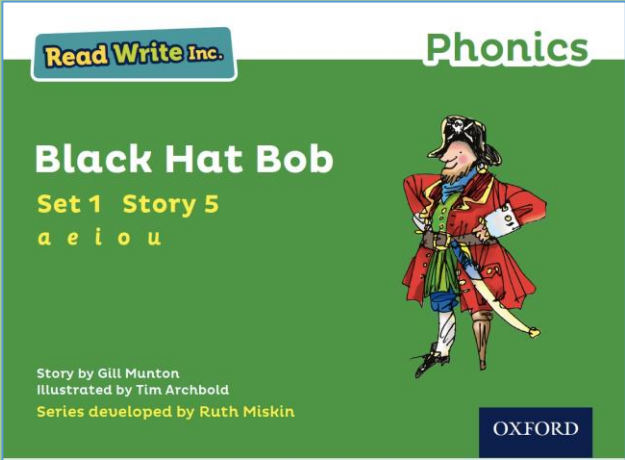
the

What will my child bring home?

Three reads:



What books will my child bring home at Bramhope?

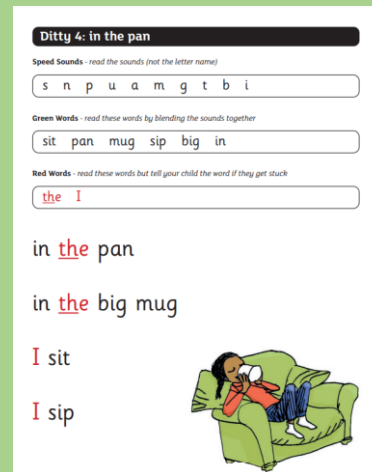


+



+





The reception reading journey:

- In the early days, staff will send home cards with single sounds on for children to practice, alongside links to the virtual classroom to support recognition.
- They will then send home sound blending books when children are able to Fred Talk and blend words containing single letter set 1 sounds.
- When a child reaches 'Ditty' group, children will bring home a ditty sheet containing sounds they know, short captions and simple sentences to expand their word reading skills into reading sentences. This has been practiced in their phonics lesson.
- Ditty then leads to red reading books, and children then bring home one of these and a book bag book, as per previous slide.

Listening to your child read: Please do...



Listening to your child read

Three things to do

1. Ask your child to read the sounds and words before they read the story. They will enjoy teaching you to read these words too.
2. When your child reads the story, encourage them to read the word in Fred Talk if they hesitate or read it incorrectly. Praise them when they succeed.
3. Read back each sentence or page to keep the plot moving - your child's energy is going into reading the words not the story.

In order for us to closely monitor your child's reading progress, please comment in your child's reading diary each time they have read at home. If there is no comment, we won't be able to change their books.

Reading for Pleasure: Daily Story Times and Library Visits

- **Each day, your child will hear stories specially selected and read to them by their teacher.**
- **Children have access to a rich and broad range of high-quality books in the reading area, that they can access as and when they wish to during continuous provision time.**
- **Each week, children will visit our school library, where they will be supported by staff to choose an age/stage appropriate book to bring home and share with you. This book is designed to be read to them by an adult or significant other of their choosing.**
- **We use 'Talk Through Stories', a RWI collection of beautiful books that we share to support broadening children's vocabulary.**

Reading for Pleasure: Recommended Reads

RECOMMENDED READS

At Bramhope, we have high expectations for reading. We recognise the importance of reading a wide range of texts and genres. We have created a list of books suitable for each year group to help engage your child at home.

EYFS

Brown Bear, Brown Bear, What Do You See?	Bill Martin Jnr
Where's Spot?	Eric Hill
Guess How Much I Love You	Sam McBratney and Garth Williams
The Little Red Hen	Byron Barton
The Very Hungry Caterpillar	Eric Carle
Clifford the Big Red Dog	Norman Bridwell
Owl Babies	Martin Waddell and Patrick Benson
Where the Wild Things Are	Maurice Sendak
Winnie the Pooh	A A Milne
The Tale of Peter Rabbit	Beatrix Potter
Stone Soup	Marcia Brown
Not Now Bernard	David McKee
There was an Old Lady who Swallowed a Fly	Pam Adams
The Tiger Who Came to Tea	Jill Tomlinson
The Gruffalo	Julia Donaldson & Axel Scheffler
Winnie the Witch	Valerie Thomas & Korky Paul
The Elephant and the Bad Baby	Elfrida Vipont & Raymond Briggs
We're Going on a Bear Hunt	Helen Oxenbury
Handa's Surprise	Eileen Browne
The Owl Who Was Afraid of the Dark	Jill Tomlinson
I Will Never Eat a Tomato	Lauren Child
Rosie's Walk	Pat and Laurence Hutchins
One Snowy Night	Nick Butterworth
Dear Zoo	Rod Campbell
The Rainbow Fish	Marcus Pfister
Dogger	Shirley Hughes
Farmer Duck	Martin Waddell
Once There Were Giants	Martin Waddell and Penny Dale
Traditional Rhymes	
Alphabet Books	
Counting Books	



Pie Corbett's Reading Spine



It is, after all, the reason why we teach them to read.
We want children to immerse themselves in a different world with characters that almost become friends and settings that begin to feel familiar.

How can I support at home?

- 1. Use pure sounds rather than letter names.**

<https://schools.ruthmiskin.com/training/units/56>

- 1. Use Fred Talk to help your child to read and spell words.**
- 2. Listen to your child read their Storybook every day.**
- 3. Share stories your child every day – please feel free to read a rich and varied range of genres and text types with your child to foster a life-long love of reading.**

Free Video Tutorials (ruthmiskin.com)

[Back](#)

Parents

A A A

Read Write Inc. Phonics - Learning to read at home

Parents films

The films below show parents and carers how we teach children to read and write with *Read Write Inc. Phonics*.

If your child is in a school that teaches *Read Write Inc.* or if you have bought a parent pack, the films will help you and your child practise together at home.

If you have a question for us, please get in touch via our [Facebook](#) or [Twitter](#) pages and subscribe to our [YouTube](#) channel.



End of year expectations:

	Rec	Year 1	Year 2
End of Summer term	Read Green or Purple Storybooks Read first 6 Set 2 sounds	Read Blue Storybooks	Access RWI Comprehension and Spelling programmes

Key information: Links

Here are some links you can follow to find out about each aspect of RWI reading in a bit more detail.

The links will remain valid until December.

I've also added a handout with QR codes for you to scan.

Understanding Phonics:

<https://schools.ruthmiskin.com/training/view/njBOEJ2F/R9KS23Hx>

How to say the sounds:

<https://schools.ruthmiskin.com/training/view/ikCDMonT/h4g9CEfF>

Listening to your child read:

<https://schools.ruthmiskin.com/training/view/12yixeX9/3Jvk0dDL>

10 Things to think about when you read to your child:

<https://schools.ruthmiskin.com/training/view/favAl1Mi/hQHB867f>

Reading the stretchy sounds:

<https://schools.ruthmiskin.com/training/view/9VTfiUj7/0tDDcYr0>

Reading the bouncy sounds:

<https://schools.ruthmiskin.com/training/view/JVYZvb98/yT7bssZn>

Sound Blending:

<https://schools.ruthmiskin.com/training/view/uzJd7WCp/VKNjjKj0>

Reading the digraphs (special friends – more than one letter that make up one sound):

<https://schools.ruthmiskin.com/training/view/5gyVGqqC/PFPftbqj>